

Hey there Delilah

Plain White T's

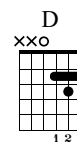
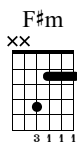
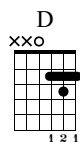
<http://guitare-tablatures.fr/>

Tabbed by Serial Tableur

Guitar Song
Standard tuning Standard tuning

Moderate ♩ = 105

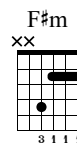
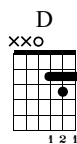
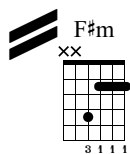
Intro



Guitare

Chant

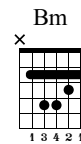
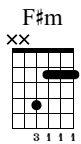
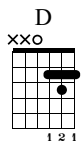
Vers 1



Guitare

Chant

Hey there De-li -lah what's it like in New York ci -ty? I'm a



Guitar

7 8 9

3 3 3 3 2 2 2 2 3 3 3

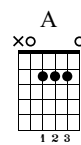
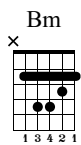
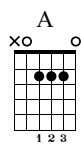
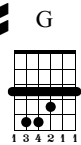
2 2 2 2 4 2 4 2 4 2 4

0 0 0 0 4 4 4 4 2 2 2 0

tou- sand miles a- way but girl to nigh you look so Pretty yes you do

Chant

2 2 2 2 2 0 4 0 2 2 2 4 2 0 4 2 4



10 11 12

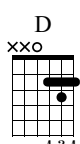
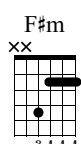
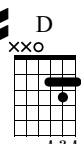
3 3 2 2 3 3 3 3 2 2 0 0

4 4 2 2 4 4 4 4 2 2 2 2

3 3 0 0 2 2 2 2 0 0 0 0

Time Square can't shine as bright as you, I sweat's true

7 0 0 0 4 2 0 2 4 7 4 2 0 2



13 14 15

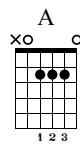
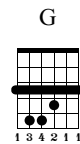
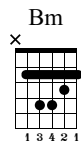
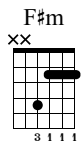
3 3 3 3 2 2 2 2 3 3 3 3

2 2 2 2 4 2 4 2 4 2 4 2

0 0 0 0 4 4 4 4 0 0 0 0

Hey there de -li -lah don't you wor ry ab out the dist - ance I'm right there if you get lon - ely give this

7 2 2 2 2 0 4 0 2 2 2 2 4 2 0 4 0 2 2 2 2 2 0 4 0



Guitare
Chant

16 17 18

TAB

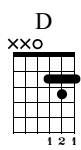
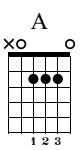
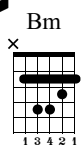
2 2 2 2 2 2 3 3 3 3 2 2
4 2 4 2 4 2 4 4 4 4 4 2

song an - ot - her lis - ten close your eyes Lis - tete my voice it's my dis -

TAB

2 2 2 4 2 0 4 2 4 0 0 0 4 2 0 2

Chorus



19 20 21

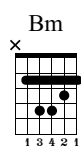
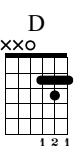
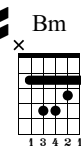
TAB

3 3 3 3 2 2 0 0 3 3 3
4 4 4 4 2 2 2 2 2 2 2

- guise I'm by your side Oh it's what you do to me -

TAB

4 7 4 2 0 2 3 3 2 0 3 2 3



22 23 24

TAB

3 3 3 3 3 3 3 3 3 3 3 3
4 4 4 4 0 2 0 2 0 2 4 4

e - e - e oh it's what you do to me

TAB

(3) 2 0 2 2 2 0 4 2 4 (4)

G **Bm** **A**

43 44 45 0 0

Guitar TAB: 3 4 3 2 2 | 3 3 3 3 | 2 2 2 2 | 0 0

Chant TAB: 7 0 0 0 0 2 2 2 4 (4) 4 | 4 2 0 2 (2)

E - vermore in love with me you'd fall we'd have it al

Chorus

D **Bm** **D**

46 47 48

Guitar TAB: 0 2 0 2 0 2 | 2 2 2 4 | 0 2 0 2 0 2

Chant TAB: 3 3 2 0 3 2 3 (3) 2 0 | 2 2 2 2 0 4 2 4

Oh it's what you do to me - e - e - e oh it's what you do to me

Bm **D** **Bm**

49 50 51

Guitar TAB: 2 2 2 4 | 0 2 0 2 0 2 | 2 2 2 4

Chant TAB: (4) 3 3 2 0 3 2 3 (3) 2 0 | 2

Oh it's what you do to me - e - e - e

Bridge

D **Bm** **G**

52 53 54

Guitare
T
A
B

oh it's what you do to me A thou-sand miles seemspret-tyfar butthey've

Chant
T
A
B

A **D** **Bm**

55 56 57

Guitare
T
A
B

got planesanttrainsandcars'd walk to you if I had no ot - her way Our

Chant
T
A
B

G **A** **D**

58 59 60

Guitare
T
A
B

friends would all make funof us, and We'll just laught along be - cause we knew that nonof them have felt this

Chant
T
A
B

Bm **G** **A**

61 62 63

Guitar TAB: 3 4 3 4 3 4 3 4 3 4 3 4 2 2 2 2 2 2

Chant TAB: 4 0 0 0 0 4 4 4 4 2 (2) 2 2 2 2 2 2

way De - li - lah I can promise you that by the time that we get through, the world

Bm **Bm** **A**

64 65 66

Guitar TAB: 3 4 3 4 3 4 3 4 3 4 2 2 2 2 2 2

Chant TAB: (2) 0 3 2-3 2 0 2-3 (3) 3 3 3-3 (3)-2 0 2

will nev - er e - ver be the same and you're the la - a - a - me

Vers 3

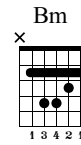
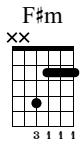
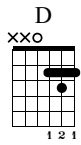
A **D** **F#m**

67 68 69

Guitar TAB: 0 0 0 0 3 3 3 3 2 2 2 2 2 2 4 2 4 2 4 2 4 2

Chant TAB: (2) 2 2 2-2 0 4 0 2 2-2 4 2 0 4 0

Hey there De-li - lah you be good and don't you miss me two more



Guitar

Chant

70 71 72

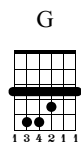
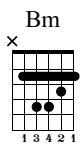
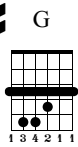
TAB 3 3 3 3 2 2 2 2 4 2 4 2 4 3 3 3 4 4 4 2 0

A B 0 2 0 2 0 2 0 2 4 2 4 2 4 2 2 2 2 0

years and you'll be done with school and I'll be making his - tory like I

TAB 2 2 2 2 2 0 4 0 2 2 2 4 2 0 4 2 4

A B 2 2 2 2 2 0 4 0 2 2 2 4 2 0 4 2 4



73 74 75

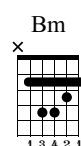
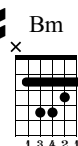
TAB 3 3 2 2 3 3 3 3 3 3 2 2 3 3 2 2

A B 4 4 2 2 4 4 4 4 4 4 4 4 4 4 4 4 0 0 0 0

you'll know it's all be - cause of you We can do what - ev - er we want

TAB 7 0 0 0 4 2 0 2 4 0 0 0 0 2 2 2 4

A B 7 0 0 0 4 2 0 2 4 0 0 0 0 2 2 2 4



76 77 78

TAB 3 3 3 3 3 3 2 2 3 3 3 3 3 3 3 3

A B 4 4 4 4 4 4 2 2 4 4 4 4 4 4 4 4 2 2 2 2

to Het there De - ji - lah here's to you this one's for you

TAB (4) 4 7 0 0 0 4 2 0 2 4 (4) 4 2 0 2

A B (4) 4 7 0 0 0 4 2 0 2 4 (4) 4 2 0 2

Chorus

A **A** **D**

79 80 81

Guitare

Chant

Oh it's what you do to me -

l. .

Bm **D** **Bm**

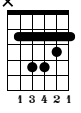
82 83 84

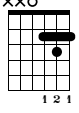
e - e - e oh it's what you do to me

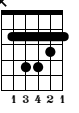
D **Bm** **D**

85 86 87

Oh it's what you do to me - e - e - e oh it's what you do to me

Bm

 1 3 4 2 1

D

 1 2 1

Bm

 1 3 4 2 1

Guitar

88 89 90

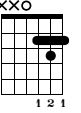
3 3 3 3 3 3 3 3 3 3 3 3
 4 4 4 4 4 4 4 4 4 4 4 4

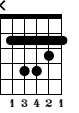
2 2 2 4 4 0 0 0 2 2 2 4

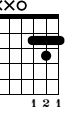
What you do to me Oh.....

Chant

(4) 2 0 4 2 4 (4) 2 4 2

D

 1 2 1

Bm

 1 3 4 2 1

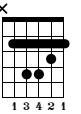
D

 1 2 1

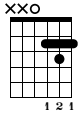
91 92 93

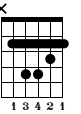
3 3 3 3 3 3 3 3 3 3 3 3
 2 2 2 4 4 4 4 2 2 2 2 2

0 0 0 0 2 2 2 4 0 0 0 0

3 2 0 3 2 0 (0) 2 2 0 4 2
 3 2 0 3 2 0 (0) 2 2 0 4 2

Bm

 1 3 4 2 1

D

 1 2 1

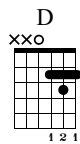
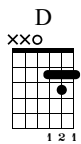
Bm

 1 3 4 2 1

94 95 96

3 3 3 3 3 3 3 3 3 3 3 3
 4 4 4 4 2 2 2 4 4 4 4 4

2 2 2 4 0 0 0 0 2 2 2 4

4 2 0 4 2 4 0 4 0 4 4



Guitare

97

3 3 3

2 2 2

0 0 0 0

98

2 3 2 0 0

99

(2) (3) (2) (0) (0)

Chant

0

7

7

l.

100

T A B

T A B

7